



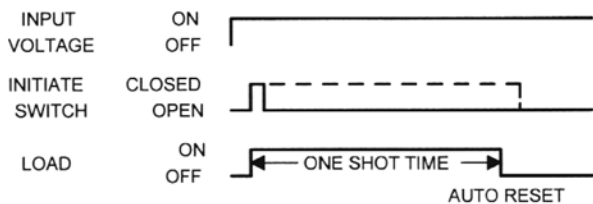
SOLID STATE 10 AMP RATED PLUG IN TIMER Series 634 – ONE SHOT CMOS DIGITAL CIRCUITRY

UL US
E98340
SF
LR46938

- Dust Cover Protection
- Tamper Resistant
- No False Operate
- SPDT & DPDT Relay Output
- Reverse Polarity Protection on DC
- Lightweight – 4 oz.
- Compact Size
- Transient Protected to 6000V

Input voltage is continuous. Closing the Initiate switch (momentary or sustained) causes the normally open contacts to close and start the preset time interval. At the end of this time interval the normally open contacts open. Closing the initiate switch during timing causes the time interval to reset without affecting the normally open contacts. Reset is automatic. Available in the time ranges and standard voltages shown below.

TIMING DIAGRAM



SPECIFICATIONS

1. Repeat Accuracy: $\pm 0.25\%$
2. Combined Effect of Temperature and Voltage upon Repeat Accuracy: $\pm 2\%$ of Setting
3. Reset Time: 150 ms.
4. Operating Voltage Tolerance: $\pm 20\%$
5. Load Current: 10 Amps Resistive at 120 / 240VAC or 28VDC
6. Dielectric Strength: 1500 VRMS
7. Insulation Resistance: 100 Megohms Min.
8. Input Transient Protection: 3000V 120V UNITS, 6000V 240V UNITS
9. Temperature Ambients: Operating -40°C to $+70^{\circ}\text{C}$ Storage -55°C to $+70^{\circ}\text{C}$
10. Humidity-Operating: 95% Relative
11. Linearity(Control K): $\pm 5\%$ Minimum from 10% to 90% of range
12. Timing Tolerance: $\pm 9\%$ + Tolerance of Rt Std., $\pm 5\%$ Special (Fixed)

HOW TO ORDER: 634- (T)(V)(C)/(P)R(H)

SERIES	(T) = TIME RANGE	(V)=VOLTAGE	(C)=CONTROL	(P)=POLES	(H) = HEADER
634	P = 0.1 - 5 SEC.	1 = 12VDC	F = FIXED	1 = SPDT	08 = 8 PIN
	1 = 0.1 - 10 SEC.	2 = 24VDC	E = EXTERNAL	2 = DPDT	11 = 11 PIN
	L = 0.2 - 20 SEC.	3 = 48VDC	K = KNOB		
	J = 0.3 - 30 SEC.	4 = 24VAC			
	M = 0.6 - 60 SEC.	5 = 120VAC			
	2 = 1 - 100 SEC.	6 = 240VAC			
	K = 1.2 - 120 SEC.	7 = 110VDC			
	F = 2 - 180 SEC.				
	E = 3 - 300 SEC.				
	3 = 10 - 1000 SEC.				
	4 = 0.1 - 10 MIN.				
	G = 0.3 - 30 MIN.				
	H = 0.6 - 60 MIN.				
	5 = 1 - 100 MIN.				
V = 3 - 300 MIN.					
6 = 10 - 1000 MIN.					
D = 1 - 24 HRS.					

FOR FIXED TIME SPECIFY THE VALUE IN SECONDS, MINUTES, OR HOURS

MADE IN USA

EXAMPLE P/N: 634-H1K/1R08 This is a ONE SHOT, 10A Rated Timer with an Adjustable INTERVAL DELAY time of .6 - 60 Minutes. The INPUT VOLTAGE is 12 VDC. The output contacts are SPDT, and the Header is 8 PIN.

American Control Products / Precision Timer
a division of Prime Technology
344 Twin Lakes Road
North Branford, CT 06471
Telephone: (203) 481-5721
Fax: (203) 481-8937
Email: sales@primetechnology.com
www.primetechnology.com



TECHNICAL BULLETIN

SOLID STATE PLUG IN TIMER

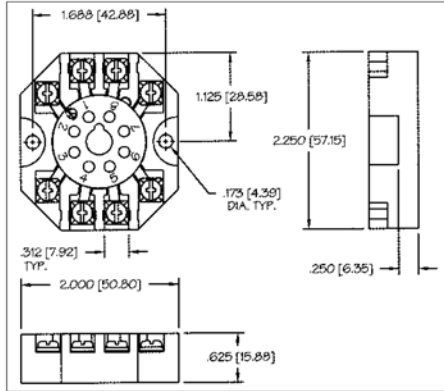


PAGE 1
OF 2

DATE
12-1-03

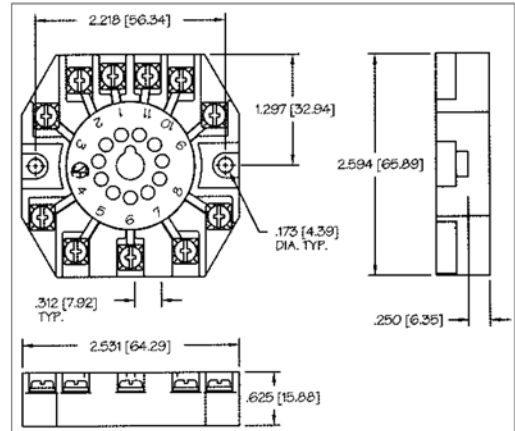
634

REV
B

ACCESSORY SOCKETS

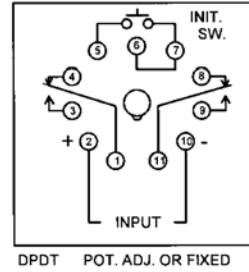
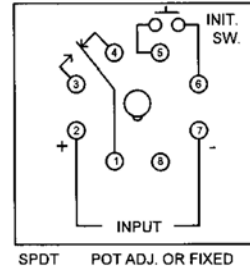
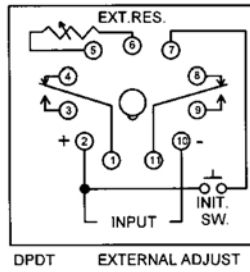
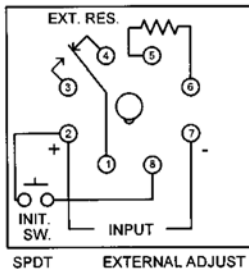


ORDER P/N BS8, 8 PIN SOCKET

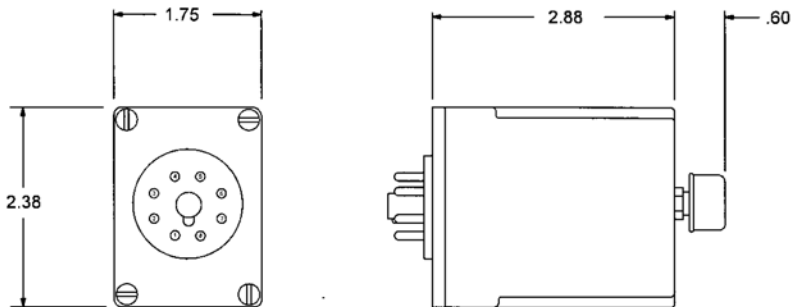


ORDER P/N BS11, 11 PIN SOCKET

STANDARD WIRING DIAGRAMS



OUTLINE DRAWING



MADE IN USA

American Control Products / Precision Timer
 a division of Prime Technology
 344 Twin Lakes Road
 North Branford, CT 06471
 Telephone: (203) 481-5721
 Fax: (203) 481-8937
 Email: sales@primetechnology.com
 www.primetechnology.com

TECHNICAL BULLETIN SOLID STATE PLUG IN TIMER

PAGE 2
 OF 2

DATE
 12-1-03

634

REV
 B

